



SUPREME™
ENERGY TECHNOLOGY INC




S960 Series

The S960 Series is the trapezoidal growth lamp is the top lighting solution for the full cycle of commercial cannabis cultivation, and is a great boost to innovative agriculture. It help customers achieve sustainable crop planting throughout the year. And a good formula means faster growth, greater harvest and higher quality plants.



S960



Specifications

Light Source	LED
Light Output PPF	2700umol/s
Efficacy	2.9umol/J @ 277V AC
AC Input Power	929W @ 277V AC
AC Input Voltage	120~277V AC @ 50/60Hz
Power Factor	> 95
Dimming	0~10V Source
Light Beam Angle	120°
Fixture Dimensions	47"L x 43"W x 2.3" H
Fixture Weight	31.3 Lbs
Thermal Management	Passive
Max. Ambient Temperature	95°F / 35°C
Mounting Height	6~12 inches
Lifetime	L90: > 50,000hrs
Certifications	UL8800, UL1598, DLC
Warranty	5 Years Standard Warranty
Coverage	4*4 FT

Max Amperage By Voltage Service

AC VOLTAGE	120V	208V	220V	230V	240V	250V	277V
AC Current	8.11A	4.52A	4.27A	4.08A	3.92A	3.78A	3.44A
AC Power	972W	938W	935W	934W	933W	931W	929W
Power Factor	0.999	0.989	0.985	0.981	0.977	0.973	0.955

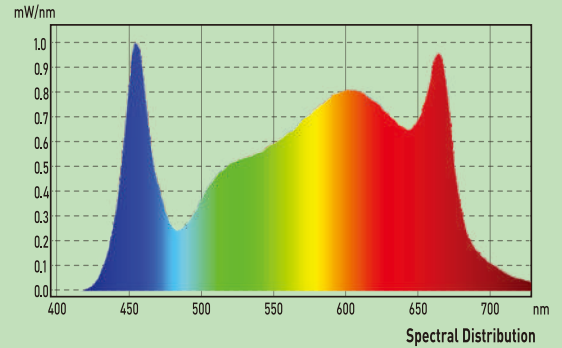
* Nominal electrical AC input. Power tolerance ±5%.
* At 77 F(25°C) ambient temperature

Product Spectrum & PPFD Reading

960W (Max) Distance From Canopy : 1'


24"	530		667		561				
18"	998		1057		1012				
12"		1375	1360		1361				
6"		1610	1468	1544					
0	1263	1380	1492	1615	1474	1545	1478	1364	1308
6"			1580	1440	1513				
12"		1330		1286		1276			
18"	1000			1042				975	
24"	586			652					544
	24"	18"	12"	6"	0	6"	12"	18"	24"

Average PPFD : 1100



Product Spectrum & PPFD Reading

Knob Position	Power Level	Input Watts
0	0%	0W
1	54%	520W
2	71%	680W
3	81%	780W
4	100%	960W
5	External controller	



Through the external controller, more plant growth lights can be controlled by network.

Product Dimension

